

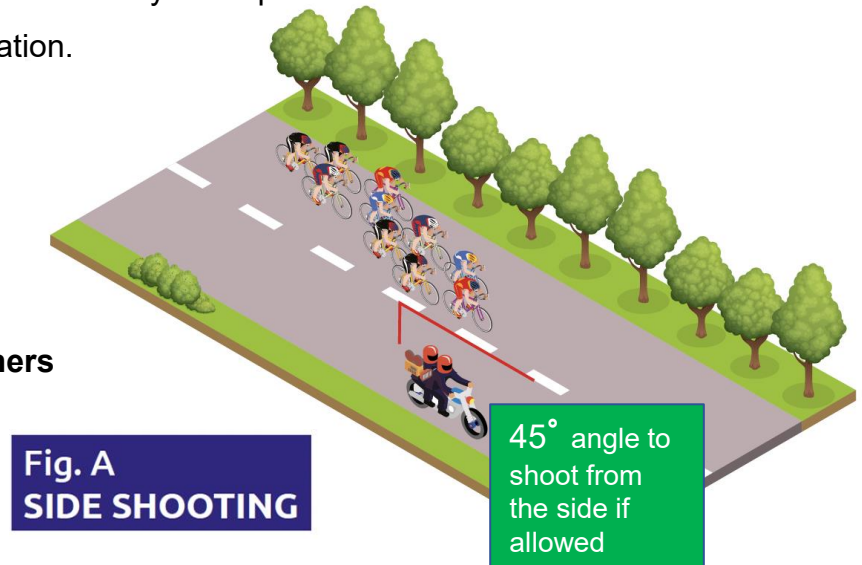
# GENERIC TV / PHOTO MOTORBIKE DRIVERS INSTRUCTIONS



# 2026 World Triathlon Championship Series Yokohama – TV/PHOTO motorbike drivers briefing

## General

1. These instructions are created by the assigned World Triathlon technical team of each event and it is the responsibility of the World Triathlon Host Broadcasting liaison to share this document with the TV team.
2. Motorbike riders must follow the instructions of the technical officials at all times.
3. The maximum number of motorbikes on a course (standard distance and shorter) is five (5) (3 TV and 2 photo). The technical officials' motorbikes are additional to this number.
4. A **mandatory** meeting must take place on site between the TV production team and the World Triathlon Technical team for going through the camera plan and the motorbike drivers meeting notes.
5. Following this, an additional **mandatory** meeting must take place among the camera operators, photographers, motorbike drivers and the World Triathlon Technical Team for reviewing the briefing notes. A rehearsal may be required based on the outcome of the above meetings. This rehearsal is best run alongside the bike familiarization.
6. If the above meetings have taken place, the TD can approve only one media motorbike may be in action in front of any athlete or group of athlete(s) at any one point of the race. If not, the photographers and camera operators on motorbikes are allowed to shoot only from behind or from the side in the sections of the course that is allowed. **The photographers and camera operators may shoot from 45° in front or from the side, only in the sections of the course that is allowed. see fig. A**



7. Photographers and camera operators are allowed to sit facing backwards, only when the type of bike permits AND both the driver and photographer/operator are comfortable with it.

8. Camera operators on motorbikes should be ready to shoot to both sides. In case only one is possible, the direction should be selected from which the motorbikes can stay on the outside curve in most areas.

9. When two groups of riders are about to come together, the TV motorbike must not get in-between them. The motorbike should take up a position to film from behind and move to the front only when the course layout allows it. [see fig. B](#)

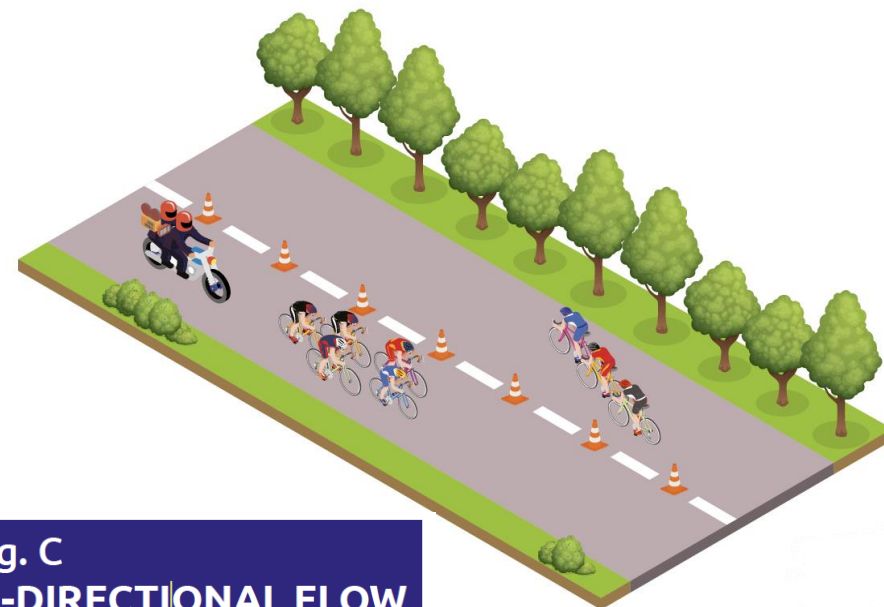
10. The motorbikes cannot cross the centerline where we have both directional athletes' flow; crossing may be permitted in certain circumstances (e.g. Lap1) if pre-approved by the TD. [see fig. C](#)

11. Stopping on the course is not permissible, except to allow for a shot if the bike stops in a safe area, preferably off the FOP and doesn't interfere with the flow of the race. **These places must be pre-approved by the TD.**

12. Motorbikes must never shortcut the course as they may be followed by the athletes, unless allowed by Technical Delegates in specific occasions (e.g. motorbikes not going through transition zone).



**Fig. B**  
**GROUPS OF ATHLETES**  
**ABOUT TO MERGE**



**Fig. C**  
**BI-DIRECTIONAL FLOW**

## Drafting zone

13. **NEVER PROVIDE A DRAFT TO A CYCLIST** >> this can lead to an athlete time penalty. The minimum distance between a motorbike and the athlete is **20m and 2m on the side (45 degrees)** **WITHOUT ALLOWING THE ATHLETES TO BENEFIT FROM YOUR SLIPSTREAM.** see fig. D + E

14. If motorbike is in front of the athlete(s), it must move **minimum 30m ahead of athletes before corners** to fully exit the corner prior to athletes entering that same corner.

15. During the **run segment** the minimum distance can drop to **5m between the motorbike and the athlete(s).**

Fig. D  
DRAFTING

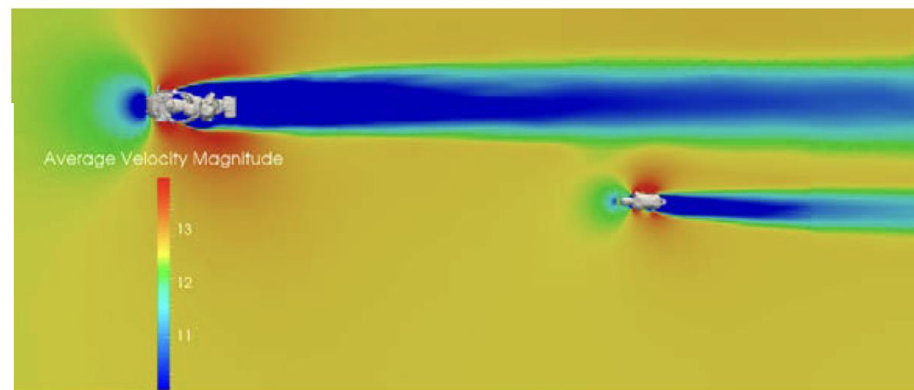
Minimum distance between a motorbike and the athlete

**20 METRES +  
2 METRES ON  
THE SIDE (45°)**



Fig. E  
DRAFTING

In Figure below, we can see that the average windspeed in the wake of the moto forms a fairly narrow corridor, then moves back up to “normal” conditions as you move off the centerline. Once a rider exits this blue wake, the benefits of drafting are minimal. (Credit: Andrew Buckrell)



# INAPPROPRIATE POSITION OF TV MOTORBIKE

1. TV moto too close to the athletes in a corner

athletes



2. TV moto provides draft to the



## Action in case of an accident

16. In the event of an incident (example: athletes going down on the course) motorbikes must be to the side, in the safest position possible to not inhibit the flow of the remaining athletes or cause further accidents. The camera operators must remain on the motorbikes.

## Communication

17. If the motorbike gets too close to or endangers the athletes, the driver will receive a first warning via radio (via the producer/if not applicable then directly from the World Triathlon Technical Official). For a second infraction, the driver will be warned directly by an World Triathlon Technical Official. For a third infraction the motorbike will be removed from the field of play. In a case of motorbike drivers doing something egregious as decided by the TD, they will be removed from the course immediately.

## >> CAUTION

THIS DOCUMENT IS TO BE READ TOGETHER WITH THE EVENT SPECIFIC INSTRUCTIONS FROM THE WORLD TRIATHLON TECHNICAL DELEGATE

## Specific event guidelines (see maps)

A) Course is fully closed and secured.

B) In all the areas of very narrow sections that are marked with **RED**, the motorbikes can be 30m in front of the athletes or behind. Move either in front by minimum of 30m or behind the cyclists. Thanks for respecting this request for the athletes' safety.

C) In all the areas (Yamashita Park, Red Brick Warehouses) that are marked with **BLUE**, any motorbikes cannot enter at any given moment

D) In the rest of the course, the motorbikes can be in front of the athletes respecting the points that were mentioned above




E) The motorbikes are not allowed to go through the venue/transition; there is a short cut, that is reflected **GREEN** in the map.

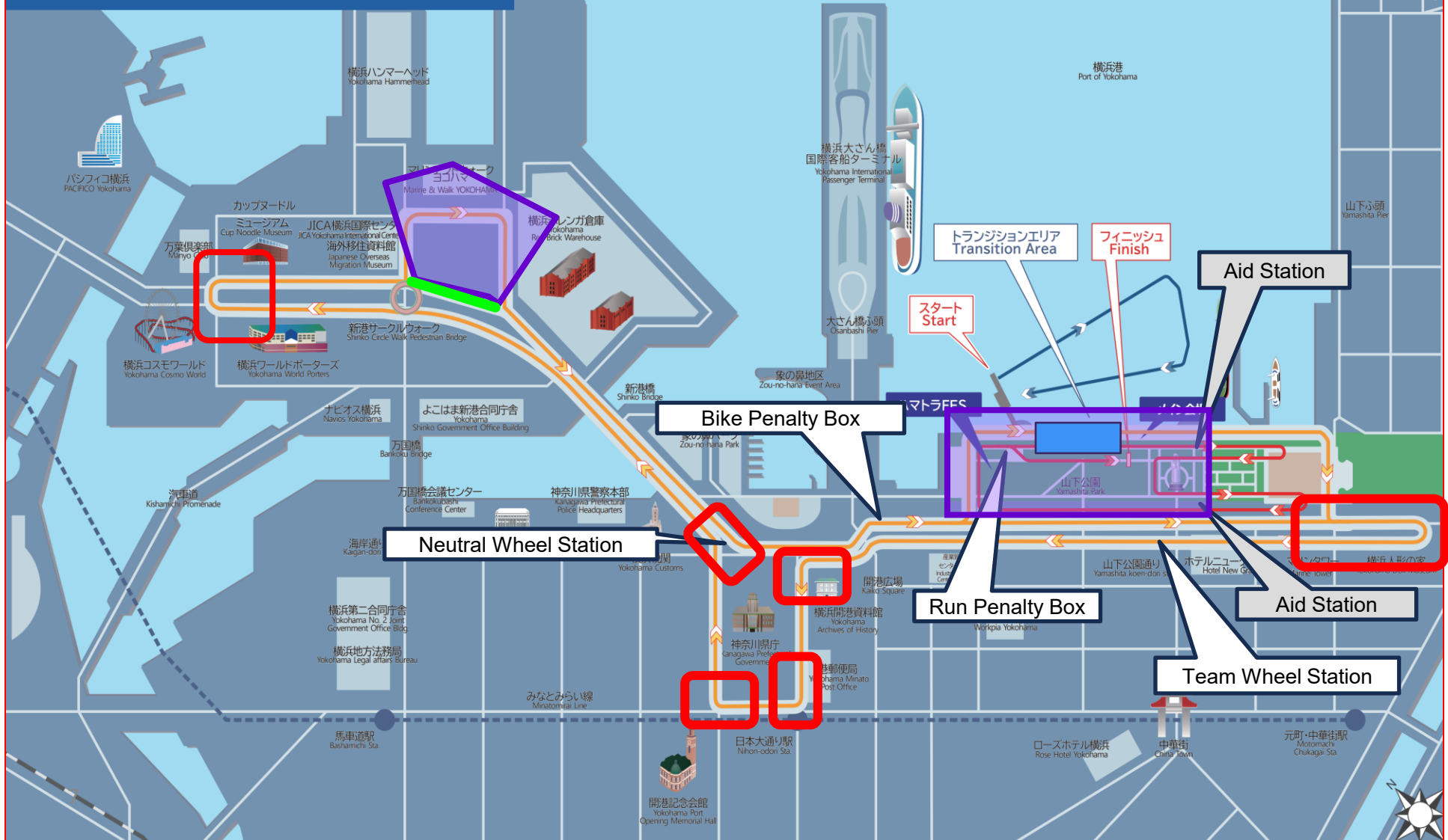
F) The Elite course is flat. There are 10 laps of 4.00km to ride. The route is technically demanding, due to many changes of direction and tight corners.

2026 World Triathlon  
Para Series Yokohama

Elite Para PTS2-5 PTVI  
Course Map

Course

-  Swim Course
-  Bike Course
-  PTS2-5 PTVI Run Course



2026 World Triathlon  
Para Series Yokohama  
Elite Para PTWC  
Course Map

Course

- Swim Course
- Bike Course
- PTWC Run Course

